

UNDERSTANDING DELTA VALVE CARTRIDGES



MultiChoice® Universal

MultiChoice Universal. One rough. Unlimited possibilities. When you choose MultiChoice Universal, you have the flexibility to upgrade the style or functionality of showers without altering the plumbing behind the wall. By installing the MultiChoice Universal valve first, you then can decide what type of shower you want—whether you want to control just the temperature or keep temperature and volume controls separate for maximum flexibility.

Thermostatic Valve Cartridge

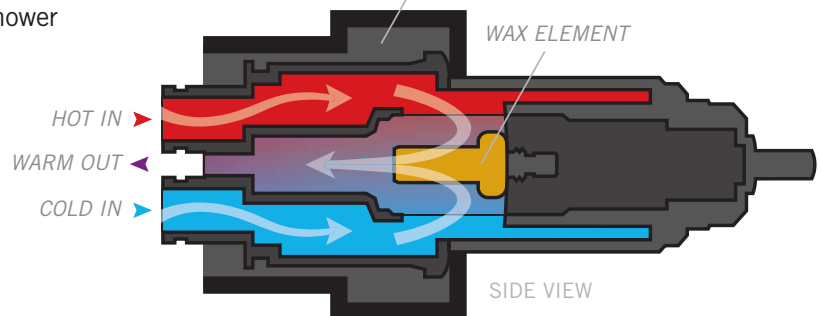
Works like a thermostat to control the temperature of the water. It uses a wax and spring configuration to measure and monitor the temperature of the water and automatically adjust the hot and cold water mix to maintain a more precise water temperature.



Dual-Function Thermostatic Valve Cartridge

- ▮ Works like a thermostat by controlling the temperature
- ▮ Maintains consistent temperature during a shower ($\pm 1^{\circ}\text{C}$) and from one shower to the next
- ▮ Not affected by changes in ground water temperature
- ▮ Independent volume control
- ▮ Maximum flow allows multiple outlets
- ▮ Replacement cartridges available
 - Lifetime warranty
 - Cartridge ships with trim
 - Found in all 17T Series Delta brand tub/showers

MULTICHOICE UNIVERSAL THERMOSTATIC CARTRIDGE



As hot and cold water enter the chamber, the wax element within the Thermostatic Cartridge measures the temperature and adjusts the mix to maintain a consistent temperature.



Vero™
TempAssure
17T Series
T17T253



Arzo™
TempAssure
17T Series
T17T286



Rhythm™
TempAssure
17T Series
T17T282-SS



Dryden™
TempAssure
17T Series
T17T251



Victorian™
TempAssure
17T Series
T17T255-SS



Grail™
TempAssure
17T Series
T17T285-SS



Addison™
TempAssure
17T Series
T17T292



Innovations™
TempAssure
17T Series
T17T230



Lahara™
TempAssure
17T Series
T17T238-SS



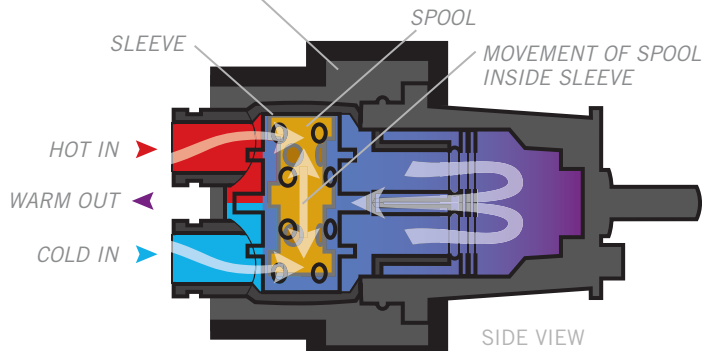
Leland™
TempAssure
17T Series
T17T278

Pressure-Balanced Valve Cartridge

Achieves consistent temperature by balancing the pressure of both the hot and cold water. The cartridge uses a spool-and-sleeve configuration to adjust the water pressure to assure a comfortable shower experience.



MULTICHOICE UNIVERSAL PRESSURE-BALANCED CARTRIDGE




The spool and sleeve in the Pressure-Balanced Cartridge work together, automatically adjusting the flow of incoming hot and cold water to maintain a consistent temperature based on pressure variances.

Single Function Pressure-Balanced Valve Cartridge

- ▮ Balances water pressure for temperature control
- ▮ Maintains consistent temperature during a shower ($\pm 1^\circ \text{C}$) and from one shower to the next
- ▮ Replacement cartridges available
 - Limited Lifetime warranty
 - Cartridge ships with trim
 - Found in all 13 and 14 Series Delta brand tub/showers

Dual Function Pressure-Balanced Valve Cartridge

- ▮ Balances water pressure for temperature control
- ▮ Maintains consistent temperature during a shower ($\pm 1^\circ \text{C}$) and from one shower to the next
- ▮ Independent volume control
- ▮ Replacement cartridges available
 - Limited Lifetime warranty
 - Cartridge ships with trim
 - Found in all 17 and 18 Series Delta brand tub/showers



deltafaucet.ca
800.345.DELTA (3358)
©2012 Masco Corporation of Indiana
MKT-12-023E